

Spring Plungers

**Housing Steel / Stainless Steel,
Bolt Steel / Stainless Steel / Plastic**

SPECIFICATION

Version in Steel

Types

- Type **S**: Bolt steel, standard spring load
- Type **SS**: Bolt steel, high spring load
- Type **K**: Bolt plastic, standard spring load

Type S / SS

- Housing steel, blackened
- Bolt steel, hardened
- Operating temperature up to 250 °C

Type K

- Housing steel, blackened
- Bolt plastic, polyacetal (POM)
- Operating temperature -30 °C to +50 °C

Pressure spring

Stainless steel AISI 631

Identification of type SS

Housing with 2 longitudinal markings

Version in Stainless Steel

Types

- Type **SN**: Bolt stainless steel, standard spring load
- Type **SSN**: Bolt stainless steel, high spring load
- Type **KN**: Bolt plastic, standard spring load
- Type **KSN**: Bolt plastic, high spring load

Housing

Stainless steel AISI 303

Type SN / SSN

- Housing stainless steel AISI 303
- Bolt stainless steel AISI 303, nitrided
- Operating temperature up to 250 °C

Type KN / KSN

- Housing stainless steel AISI 303
- Bolt plastic, polyacetal (POM)
- Operating temperature -30 °C to +50 °C

Pressure spring

Stainless steel AISI 631

Identification of type SSN / KSN

Housing with 2 longitudinal markings



INFORMATION

Spring plungers GN 616 are used as detents as well as for push-on and push-off applications and ejectors.

The slot on the plunger side is provided for blind hole applications. A special screw driver GN 611.5 is available (see table).

ACCESSORY

- Screwdrivers GN 611.5 (Code no. see table)

ON REQUEST

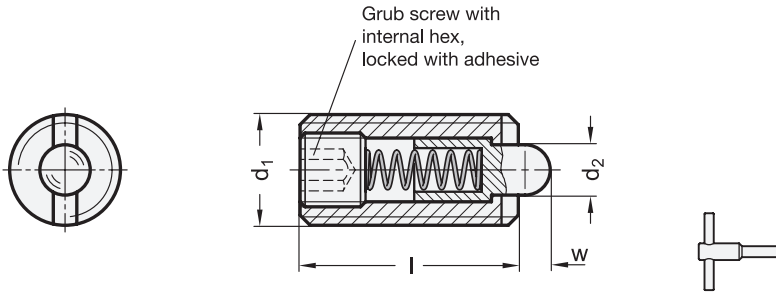
- With thread locking PFB / MVK

TECHNICAL INFORMATION

- Thread Locking PFB (see page A24)
- Thread Locking MVK (see page A24)
- Plastic Characteristics (see page A26)
- Stainless Steel Characteristics (see page A2)



Indexing elements 8



GN 616-S

Description	d1	d2	l +0.2	w	Spring load in N ≈ initial	Spring load in N ≈ end	Code no. for Screwdriver	⚖
GN 616-M3-S	M 3	1	12	1	2	4	GN 611.5-M3	1
GN 616-M4-S	M 4	1.5	15	1.5	4.5	16	GN 611.5-M4	1
GN 616-M5-S	M 5	2.4	18	2.3	6	19	GN 611.5-M5	2
GN 616-M6-S	M 6	2.7	20	2.5	6	19	GN 611.5-M6	3
GN 616-M8-S	M 8	3.5	22	3	10	39	GN 611.5-M8	6
GN 616-M10-S	M 10	4	22	3	10	39	GN 611.5-M10	9
GN 616-M12-S	M 12	6	28	4	12	53	GN 611.5-M12	16
GN 616-M16-S	M 16	7.5	32	5	45	100	GN 611.5-M16	35
GN 616-M20-S	M 20	10	40	7	52	125	GN 611.5-M20	80
GN 616-M24-S	M 24	12	52	10	70	170	GN 611.5-M24	131

GN 616-SS

Description	d1	d2	l +0.2	w	Spring load in N ≈ initial	Spring load in N ≈ end	Code no. for Screwdriver	⚖
GN 616-M5-SS	M 5	2.4	18	2.3	11	40	GN 611.5-M5	2
GN 616-M6-SS	M 6	2.7	20	2.5	15	43	GN 611.5-M6	3
GN 616-M8-SS	M 8	3.5	22	3	20	75	GN 611.5-M8	6
GN 616-M10-SS	M 10	4	22	3	20	75	GN 611.5-M10	9
GN 616-M12-SS	M 12	6	28	4	54	120	GN 611.5-M12	16
GN 616-M16-SS	M 16	7.5	32	5	64	160	GN 611.5-M16	35
GN 616-M20-SS	M 20	10	40	7	75	195	GN 611.5-M20	65
GN 616-M24-SS	M 24	12	52	10	75	245	GN 611.5-M24	120

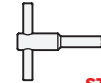
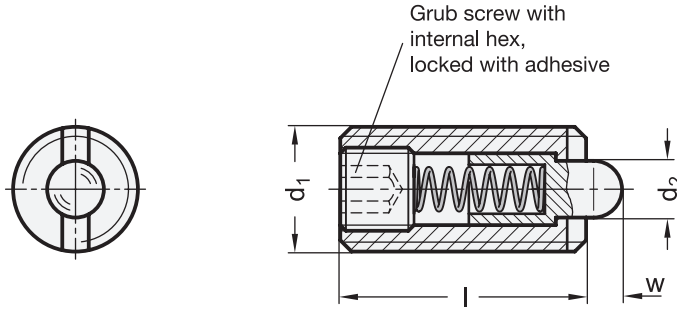
GN 616-K

Description	d1	d2	l +0.2	w	Spring load in N ≈ initial	Spring load in N ≈ end	Code no. for Screwdriver	⚖
GN 616-M4-K	M 4	1.5	15	1.5	4.5	16	GN 611.5-M4	1
GN 616-M5-K	M 5	2.4	18	2.3	6	19	GN 611.5-M5	2
GN 616-M6-K	M 6	2.7	20	2.5	6	19	GN 611.5-M6	2
GN 616-M8-K	M 8	3.5	22	3	10	39	GN 611.5-M8	5
GN 616-M10-K	M 10	4	22	3	10	39	GN 611.5-M10	9
GN 616-M12-K	M 12	6	28	4	12	53	GN 611.5-M12	14
GN 616-M16-K	M 16	7.5	32	5	45	100	GN 611.5-M16	31

GN 616-SN

Description	d1	d2	l +0.2	w	Spring load in N ≈ initial	Spring load in N ≈ end	Code no. for Screwdriver	⚖
GN 616-M3-SN	M 3	1	12	1	2	4	GN 611.5-M3	1
GN 616-M4-SN	M 4	1.5	15	1.5	4.5	16	GN 611.5-M4	1
GN 616-M5-SN	M 5	2.4	18	2.3	6	19	GN 611.5-M5	2
GN 616-M6-SN	M 6	2.7	20	2.5	6	19	GN 611.5-M6	3
GN 616-M8-SN	M 8	3.5	22	3	10	39	GN 611.5-M8	6
GN 616-M10-SN	M 10	4	22	3	10	39	GN 611.5-M10	9
GN 616-M12-SN	M 12	6	28	4	12	53	GN 611.5-M12	16
GN 616-M16-SN	M 16	7.5	32	5	45	100	GN 611.5-M16	35
GN 616-M20-SN	M 20	10	40	7	52	125	GN 611.5-M20	67
GN 616-M24-SN	M 24	12	52	10	80	180	GN 611.5-M24	164





STAINLESS STEEL

GN 616-SSN

Description	d1	d2	l +0.2	w	Spring load in N ≈ initial	Spring load in N ≈ end	Code no. for Screwdriver	⚖
GN 616-M5-SSN	M 5	2.4	18	2.3	15	44	GN 611.5-M5	2
GN 616-M6-SSN	M 6	2.7	20	2.5	20	48	GN 611.5-M6	4
GN 616-M8-SSN	M 8	3.5	22	3	26	70	GN 611.5-M8	7
GN 616-M10-SSN	M 10	4	22	3	26	70	GN 611.5-M10	12
GN 616-M12-SSN	M 12	6	28	4	51	122	GN 611.5-M12	22
GN 616-M16-SSN	M 16	7.5	32	5	72	164	GN 611.5-M16	46
GN 616-M20-SSN	M 20	10	40	7	88	206	GN 611.5-M20	87
GN 616-M24-SSN	M 24	12	52	10	94	250	GN 611.5-M24	167

GN 616-KN

STAINLESS STEEL

Description	d1	d2	l +0.2	w	Spring load in N ≈ initial	Spring load in N ≈ end	Code no. for Screwdriver	⚖
GN 616-M4-KN	M 4	1.5	15	1.5	4.5	16	GN 611.5-M4	1
GN 616-M5-KN	M 5	2.4	18	2.3	6	19	GN 611.5-M5	1
GN 616-M6-KN	M 6	2.7	20	2.5	6	19	GN 611.5-M6	3
GN 616-M8-KN	M 8	3.5	22	3	10	39	GN 611.5-M8	5
GN 616-M10-KN	M 10	4	22	3	10	39	GN 611.5-M10	9
GN 616-M12-KN	M 12	6	28	4	12	53	GN 611.5-M12	16
GN 616-M16-KN	M 16	7.5	32	5	38	100	GN 611.5-M16	32
GN 616-M20-KN	M 20	10	40	7	58	140	GN 611.5-M20	77
GN 616-M24-KN	M 24	12	52	10	80	180	GN 611.5-M24	143

GN 616-KSN

STAINLESS STEEL

Description	d1	d2	l +0.2	w	Spring load in N ≈ initial	Spring load in N ≈ end	Code no. for Screwdriver	⚖
GN 616-M5-KSN	M 5	2.4	18	2.3	15	44	GN 611.5-M5	2
GN 616-M6-KSN	M 6	2.7	20	2.5	20	48	GN 611.5-M6	4
GN 616-M8-KSN	M 8	3.5	22	3	26	70	GN 611.5-M8	7
GN 616-M10-KSN	M 10	4	22	3	26	70	GN 611.5-M10	11
GN 616-M12-KSN	M 12	6	28	4	51	122	GN 611.5-M12	20
GN 616-M16-KSN	M 16	7.5	32	5	72	164	GN 611.5-M16	43
GN 616-M20-KSN	M 20	10	40	7	88	206	GN 611.5-M20	75
GN 616-M24-KSN	M 24	12	52	10	94	250	GN 611.5-M24	146

Indexing elements 8